


Select School

NOEL SCHOOL AKOLA

NOEL SCHOOL AKOLA

Maharashtra

Akola



UNLOCK POTENTIAL



Dear School Head,

Greetings from Macmillan Education!

Thank you for participating in the Macmillan **My Midas** assessment programme! The results of My Midas assessment are out and we are sharing the same with you.

My Midas is a national benchmark of learning progress which supports school management in academic direction setting, using student performance data. **My Midas** provides individual student skill summaries to parents and teachers about where students stand, so that remediation and enrichment can be taken up. The reports also enable the right interventions in teacher training and capacity building. Below are the My Midas assessment reports which will help you to understand student and teacher performance and take necessary steps to improve academic performance.

- 1) **Desired Performance Report** – is a list of students whose performance is at or more than 70 percentile, an average desired level of performance. The report has students listed under Distinction and Merit.
- 2) **Deep Dive Report** – A subject wise deep dive report showing detailed subject and topic wise performance of cohorts.
- 3) **School Vs. National Performance Report** – displays school performance across grades and subjects in comparison with the national level performance.
- 4) **Desired Competency Level report** – indicates grade wise performance of students across various subjects, capturing relative performance. A parallel report indicates percentile of students below desired competency levels who need continuous and personalized support to bridge learning gaps.

Recommended Next Steps – An assessment is truly useful when it is *for learning*. **My Midas** should be followed by **My Midas Plus** which is an AI based remedial solution. It offers continuous assessment, detailed performance reports, individualized concept mastery modules, personalized worksheets and a virtual tutor to help students fill identified learning gaps.

At the click of a button, teachers can assign individualized learning modules to students. Please reach out to in.mymidasplus@macmillaneducation.com to activate the My Midas Plus Programme (personalized remedial modules) for students.

Wishing you all the success on your learning journey!!!

Regards,

A handwritten signature in black ink, appearing to read 'Rajesh Pasari'.

Rajesh Pasari
Managing Director
Macmillan Education India



1. OUTSTANDING PERFORMER REPORT

Example: 71 Percentile Means Student Did Better than 71% Of The Students In The Country

Desired Performance Report - is a list of students whose performance is at or more than 70 percentile, an average desired level of performance. The report has students listed under Distinction and Merit.

Distinction - Students who are in the top 10 percentile. They have understood almost all key concepts at grade level and are capable of applying these concepts to new situations.

Merit - Students who are between 70 to 90 percentile. They have understood key concepts at grade level and with some support will be in a position to apply them.

School Name	Subject	Grade Name	Firstname	Lastname	Percentile	Performance Category	
NOEL SCHOOL AKOLA	English	Third	AARADHY VITTHAL	IDHOLE	72.01	Merit	■
			AARADHYA SOPAN	KURWADE	72.01	Merit	■
			ADITYA BHARATBHUSHAN	TOPARE	72.01	Merit	■
			ANAGHA ASHISH	LAHOLE	82.54	Merit	■
			ARADHYA DNYANESHWAR	DANDALE	72.01	Merit	■
			ARNAV PANKAJ	PATURDE	82.54	Merit	■
			ARSALAN AHMED	ARSHAD	82.54	Merit	■
			ARUSH SANJAY	G HARDE	72.01	Merit	■
			ASHAZ MOHD	MUJAHID	72.01	Merit	■
			ATHARAV RANJITSING	RAJPUT	72.01	Merit	■
			BHAVESH ANIL	KHADSE	82.54	Merit	■
			GAURAVI MILIND	DAWARE	82.54	Merit	■
			GAURI SACHIN	RAUT	82.54	Merit	■
			HARSHAL PRAKASH	PAWAR	82.54	Merit	■
			PRADYUMNA DNYANESH..	SALPHALE	72.01	Merit	■
			SARVESH VILAS	JADHAO	82.54	Merit	■
			SAUMYA DHIRAJ	SHARMA	82.54	Merit	■
			SHAMS TABREJKHAN	SHABBIRKHAN	82.54	Merit	■
			SHASHWATI GOPAL	GAWANDE	72.01	Merit	■
			SHREYA AMIT	APARAJIT	72.01	Merit	■
		SHREYA GOPINATH	NAGRE	82.54	Merit	■	
		SMITH PRAVIN	MOON	72.01	Merit	■	
		YUKTI SUNIL	DHAKULKAR	82.54	Merit	■	
				Fourth	AARAW PRASHANT	SARODE	93.58
		AARYAN AMOL	PATURDE		93.58	Distinction	■
		ADWITA SACHINKUMAR	TAYADE		93.58	Distinction	■
		ATHARAV SANJAY	PATIL		84.55	Merit	■

Performance category
■ Distinction
■ Merit

1. OUTSTANDING PERFORMER REPORT

Example: 71 Percentile Means Student Did Better than 71% Of The Students In The Country

Desired Performance Report - is a list of students whose performance is at or more than 70 percentile, an average desired level of performance. The report has students listed under Distinction and Merit.

Distinction - Students who are in the top 10 percentile. They have understood almost all key concepts at grade level and are capable of applying these concepts to new situations.

Merit - Students who are between 70 to 90 percentile. They have understood key concepts at grade level and with some support will be in a position to apply them.

School Name	Subject	Grade Name	Firstname	Lastname	Percentile	Performance Category	
NOEL SCHOOL AKOLA	English	Fourth	GARGI GHANSHYAM	UGHADE	75.53	Merit	■
			NISHCHAY SACHIN	GOSAVI	75.53	Merit	■
			PARTH GOPAL	HAGE	84.55	Merit	■
			PARTH RAVINDRA	YEKHANDE	93.58	Distinction	■
			PRATIK PRAMOD	GAWANDE	75.53	Merit	■
			RAHUL BABITA	LANJEWAR	93.58	Distinction	■
			SARVESH SANDIP	PATIL	84.55	Merit	■
			SEJAL DIPAK	WANKHADE	84.55	Merit	■
			SIDDHANT MILIND	BOLKE	84.55	Merit	■
			TANVI MAHESH	RATHOD	84.55	Merit	■
			UMAR TANVEER	MOHAMMAD	84.55	Merit	■
			VEDASHRI RAVINDRA	DESHMUKH	75.53	Merit	■
		VIDHI BALKRUSHNA	GOLE	75.53	Merit	■	
		Fifth	ARUSH CHETAN	YADAV	83.65	Merit	■
			ARUSH SACHIN	KHARCHE	76.81	Merit	■
			BILAL MOHD.	ISHTIYAQUE	71.48	Merit	■
			DARSHIL VIJAY	KHANZODE	88.97	Merit	■
			JOSHUA SANTOSH	DONGRE	83.65	Merit	■
			LAVANYA SACHIN	PAGARE	76.81	Merit	■
			RISHI MITHILESH	SUGANDHI	88.97	Merit	■
			SANCHALI SATISH	GOPNARAYAN	83.65	Merit	■
			SHWETA WASUDEO	LANDE	71.48	Merit	■
			TANISHK RAMESHWAR	AMBEKAR	71.48	Merit	■
		Sixth	AARYA SATEJ	RATHOD	95.15	Distinction	■
			ADITYA ATUL	PATOLE	81.24	Merit	■
			ANAGH ANIL	SHITRE	76.71	Merit	■
			ANUSHKA VIJAY	GOTMARE	81.24	Merit	■

Performance category

■ Distinction

■ Merit

1. OUTSTANDING PERFORMER REPORT

Example: 71 Percentile Means Student Did Better than 71% Of The Students In The Country

Desired Performance Report - is a list of students whose performance is at or more than 70 percentile, an average desired level of performance. The report has students listed under Distinction and Merit.

Distinction - Students who are in the top 10 percentile. They have understood almost all key concepts at grade level and are capable of applying these concepts to new situations.

Merit - Students who are between 70 to 90 percentile. They have understood key concepts at grade level and with some support will be in a position to apply them.

School Name	Subject	Grade Name	Firstname	Lastname	Percentile	Performance Category	
NOEL SCHOOL AKOLA	English	Sixth	APURWA ANILKUMAR	WAHURWAGH	81.24	Merit	■
			ARNAV SUDHIR	PATIL	81.24	Merit	■
			DNYANESH SUDHIR	GAWAI	86.93	Merit	■
			GARGI SANJAY	CHAUDHARI	95.15	Distinction	■
			HARDIK BALU	CHAVAN	86.93	Merit	■
			ISHANT KESHAV	INGOLE	95.15	Distinction	■
			ISHIKA VIRENDRASINGH	RAJPUT	81.24	Merit	■
			JAIWAL RAJKUMAR	WANKHADE	72.08	Merit	■
			JAYDATTA PRASHANT	MANGRULKAR	97.89	Distinction	■
			JAYESH RAHUL	WANKHEDE	99.68	Distinction	■
			KARTIK FAKIRCHAND	RATHOD	97.89	Distinction	■
			KRUPA SANTOSH	CHAUKHANDE	86.93	Merit	■
			KSHITIJ KISHORKUMAR	JADHAO	97.89	Distinction	■
			MOD ASMEER	SHAIKH	86.93	Merit	■
			MODITA MANOJ	INGLE	95.15	Distinction	■
			NEIL ANIL	RATHOD	95.15	Distinction	■
			NIRAV NITIN	DHORE	76.71	Merit	■
			PARTH SANTOSH	KALPANDE	91.25	Distinction	■
			RHUTUJA SHASHIKANT	LONDHE	86.93	Merit	■
			RIT ROHIDAS	CHAVHAN	95.15	Distinction	■
			SAIRAJ ANIL	GHOOGARE	72.08	Merit	■
			SAISH NIKHIL	PAWAR	76.71	Merit	■
			SANKARSHAN PANJABRAO	SABILE	76.71	Merit	■
			SANSKAR ARUN	GHUGE	76.71	Merit	■
			SANSKAR SHRIKANT	DESHMUKH	97.89	Distinction	■
SOHAM ANANT	GANJARE	76.71	Merit	■			
SOHAM DEEPAK	GACHAKE	81.24	Merit	■			

Performance category
■ Distinction
■ Merit

1. OUTSTANDING PERFORMER REPORT

Example: 71 Percentile Means Student Did Better than 71% Of The Students In The Country

Desired Performance Report - is a list of students whose performance is at or more than 70 percentile, an average desired level of performance. The report has students listed under Distinction and Merit.

Distinction - Students who are in the top 10 percentile. They have understood almost all key concepts at grade level and are capable of applying these concepts to new situations.

Merit - Students who are between 70 to 90 percentile. They have understood key concepts at grade level and with some support will be in a position to apply them.

School Name	Subject	Grade Name	Firstname	Lastname	Percentile	Performance Category	
NOEL SCHOOL AKOLA	English	Sixth	TANISHKA EKNATH	BUTE	72.08	Merit	■
			VEER SANTOSH	RATHOD	95.15	Distinction	■
		Seventh	ADITI BALIRAM	WANKHEDE	96.5	Distinction	■
			ADITI PRASHANT	AMBHORE	80.78	Merit	■
			AESHAN AMIT	THAKUR	92.23	Distinction	■
			AGATYA GAJANAN	DHALE	94.32	Distinction	■
			AKSHARA SUNIL	KADU	85.32	Merit	■
			ANANDI DINESH	ZATALE	72.44	Merit	■
			ANJALI DHIRAJ	SHARMA	80.78	Merit	■
			ANSHUMAN AVINASH	AHIR	85.32	Merit	■
			APURVA VIJAY	INGLE	89.3	Merit	■
			AWANI RITESH	GAWAI	85.32	Merit	■
			BHAVESH SHASHIKANT	ARAKHARAO	97.73	Distinction	■
			DARSHANA PRADIP	NANDAPURE	80.78	Merit	■
			GAURI RITESH	DESHMUKH	80.78	Merit	■
			JANHAVI RAJENDRA	KHEDEKAR	85.32	Merit	■
			JAY DEVENDRA	MALSURE	92.23	Distinction	■
			KHUSHI SANDIP	SOMANI	94.32	Distinction	■
			KUHOO MILIND	GORTE	89.3	Merit	■
			LAKSHYA ASHISH	UPADHYAY	98.58	Distinction	■
			MANSI RAVINDRA	YEKHANDE	77.56	Merit	■
			OM GOPAL	KORDE	80.78	Merit	■
			OM MUKUND	SARAF	85.32	Merit	■
			PARIS MILIND	TELGOTE	72.44	Merit	■
			POURVI NITIN	AWARE	92.23	Distinction	■
			PRATIK UJJWAL	RATHOD	72.44	Merit	■
PRATIKSHA PRAMOD	GAWANDE	96.5	Distinction	■			

Performance category
■ Distinction
■ Merit

1. OUTSTANDING PERFORMER REPORT

Example: 71 Percentile Means Student Did Better than 71% Of The Students In The Country

Desired Performance Report - is a list of students whose performance is at or more than 70 percentile, an average desired level of performance. The report has students listed under Distinction and Merit.

Distinction - Students who are in the top 10 percentile. They have understood almost all key concepts at grade level and are capable of applying these concepts to new situations.

Merit - Students who are between 70 to 90 percentile. They have understood key concepts at grade level and with some support will be in a position to apply them.

School Name	Subject	Grade Name	Firstname	Lastname	Percentile	Performance Category	
NOEL SCHOOL AKOLA	English	Seventh	RAM ANIL	BHINGARE	89.3	Merit	■
			RAM PRADIP	PALWE	89.3	Merit	■
			RUDRAKSHI KIRAN	ANDHARE	89.3	Merit	■
			SARTHAK RAJABHAU	TAYADE	96.5	Distinction	■
			SHIVANJALI DHANANJAY	KAWALE	98.58	Distinction	■
			SHRADDHA DINESH	MULEY	94.32	Distinction	■
			SHRADDHA PREMANAND	BHAGAT	85.32	Merit	■
			SHREYA DIPAK	DESHMUKH	92.23	Distinction	■
			SOHAM BHAGWAN	SONUNE	89.3	Merit	■
			SRUSHTI GYANSING	GHOTI	77.56	Merit	■
			SWARALI SAMEER	SORMARE	72.44	Merit	■
			TANVI VIJAY	KHEDEKAR	80.78	Merit	■
			TEJAS SANDIP	DONGRE	80.78	Merit	■
			VAISHALI WASUDEO	LANDE	92.23	Distinction	■
			VAISHNAVI NITIN	DESHMUKH	77.56	Merit	■
		VEDANT MAHESH	KATKHEDE	89.3	Merit	■	
		VIRAJ VIJAY	WATHORE	77.56	Merit	■	
		Eighth	ANURAG VILAS	JADHAO	84.09	Merit	■
			DHANSHRI MAHADEO	INGOLE	72.65	Merit	■
			GARGI REWALNATH	JADHAO	97.5	Distinction	■
			KALPAJIT JITENDRA	TELGOTE	97.5	Distinction	■
			LAIBA ISHTIYAQUE	KHAN	80.97	Merit	■
			MANISH PANJABRAO	SHELKE	76.76	Merit	■
MD MUJTABA	AEJAZ		80.97	Merit	■		
MUZDALFAJAHAN KHWAJA	AWESUDDIN		72.65	Merit	■		
OM VIVEK	KAKAD	89.54	Merit	■			
PARTH MAHESH	NAGPURE	92.31	Distinction	■			

Performance category
■ Distinction
■ Merit

1. OUTSTANDING PERFORMER REPORT

Example: 71 Percentile Means Student Did Better than 71% Of The Students In The Country

Desired Performance Report - is a list of students whose performance is at or more than 70 percentile, an average desired level of performance. The report has students listed under Distinction and Merit.

Distinction - Students who are in the top 10 percentile. They have understood almost all key concepts at grade level and are capable of applying these concepts to new situations.

Merit - Students who are between 70 to 90 percentile. They have understood key concepts at grade level and with some support will be in a position to apply them.

School Name	Subject	Grade Name	Firstname	Lastname	Percentile	Performance Category		
NOEL SCHOOL AKOLA	English	Eighth	PIYUSH SATISH	KORDE	89.54	Merit	■	
			PRANAV VINOD	SONAWANE	84.09	Merit	■	
			PRASOON JAGDISH	KATHALE	95.71	Distinction	■	
			RADHIKA SANTOSH	BAKANE	76.76	Merit	■	
			RASIKA SHIRISH	KUKADE	72.65	Merit	■	
			RIDDHI SUDHAKAR	DHAGE	72.65	Merit	■	
			RUTUJA MANISH	LAKHADE	89.54	Merit	■	
			SAMARTH PRAFULL	WANKHADE	80.97	Merit	■	
			SAMRUDDHI PRAMODRAO	CHOPADE	86.77	Merit	■	
			SANSKRUTI SANTOSH	GHUGE	95.71	Distinction	■	
				NEMADE	89.54	Merit	■	
			SHARWARI SACHIN	SAWALE	98.21	Distinction	■	
			SHIVANI RAMESH	NANNAWARE	86.77	Merit	■	
			SINAI SHALMON	KADAM	76.76	Merit	■	
			TANISHK DILIP	INGOLE	76.76	Merit	■	
			TANVI PRADIP	TALE	80.97	Merit	■	
			TUSHAR SHARAD	THAKARE	84.09	Merit	■	
			EVS/Science	Third		KSHITIJA VISHAL	SAWALE	79.27
	NIRMAYI NILESH	PAWAR				79.27	Merit	■
	SWARA AJAY	BHAGAT				92.29	Distinction	■
	Fourth			AARAW PRASHANT	SARODE	71.38	Merit	■
				AARYAN AMOL	PATURDE	80.45	Merit	■
				ADARSH PRAMOD	SARAP	71.38	Merit	■
				ARRYA MANGESH	KOTHALE	95.81	Distinction	■
				ATHARAV SANJAY	PATIL	95.81	Distinction	■
				MAYURI MANGESH	ZAMBRE	71.38	Merit	■
PUNYADA GOPAL				RAUT	71.38	Merit	■	

Performance category
■ Distinction
■ Merit

1. OUTSTANDING PERFORMER REPORT

Example: 71 Percentile Means Student Did Better than 71% Of The Students In The Country

Desired Performance Report - is a list of students whose performance is at or more than 70 percentile, an average desired level of performance. The report has students listed under Distinction and Merit.

Distinction - Students who are in the top 10 percentile. They have understood almost all key concepts at grade level and are capable of applying these concepts to new situations.

Merit - Students who are between 70 to 90 percentile. They have understood key concepts at grade level and with some support will be in a position to apply them.

School Name	Subject	Grade Name	Firstname	Lastname	Percentile	Performance Category	
NOEL SCHOOL AKOLA	EVS/Science	Fourth	REINHARD SANTOSH	DONGRE	71.38	Merit	■
			RIHA GANESH	SONONE	80.45	Merit	■
			RITESH ARUN	GHUGE	89.18	Merit	■
			SARVESH SANDIP	PATIL	95.81	Distinction	■
			SIDDHANT MILIND	BOLKE	80.45	Merit	■
			UMAR TANVEER	MOHAMMAD	89.18	Merit	■
			VEDANSHU VIJAY	TOBRE	71.38	Merit	■
			VIDHI BALKRUSHNA	GOLE	80.45	Merit	■
		Fifth	ARUSH CHETAN	YADAV	82.75	Merit	■
			ARUSH SACHIN	KHARCHE	89.55	Merit	■
			ATHARVA RAJENDRA	KHEDEKAR	89.55	Merit	■
			BILAL MOHD.	ISHTIYAQUE	82.75	Merit	■
			JOANNA SANTOSH	DONGRE	75.09	Merit	■
			KRISHNA SURESH	GADAVE	75.09	Merit	■
			PRATHMESH MILIND	MANWAR	82.75	Merit	■
			PRITHVIRAJ RADHESHYAM	CHAVAN	75.09	Merit	■
			SHWETA WASUDEO	LANDE	75.09	Merit	■
			Sixth	AARYA SATEJ	RATHOD	91.68	Distinction
		ADITYA ATUL		PATOLE	70.37	Merit	■
		APURWA ANILKUMAR		WAHURWAGH	74.78	Merit	■
		GARGI SANJAY		CHAUDHARI	79.32	Merit	■
		HARDIK BALU		CHAVAN	87.14	Merit	■
		JAIWAL RAJKUMAR		WANKHADE	70.37	Merit	■
		JAYDATTA PRASHANT		MANGRULKAR	96.47	Distinction	■
		KARTIK FAKIRCHAND		RATHOD	87.14	Merit	■
		MOD ASMEER		SHAIKH	82.72	Merit	■
		MODITA MANOJ		INGLE	87.14	Merit	■

Performance category
■ Distinction
■ Merit

1. OUTSTANDING PERFORMER REPORT

Example: 71 Percentile Means Student Did Better than 71% Of The Students In The Country

Desired Performance Report - is a list of students whose performance is at or more than 70 percentile, an average desired level of performance. The report has students listed under Distinction and Merit.

Distinction - Students who are in the top 10 percentile. They have understood almost all key concepts at grade level and are capable of applying these concepts to new situations.

Merit - Students who are between 70 to 90 percentile. They have understood key concepts at grade level and with some support will be in a position to apply them.

School Name	Subject	Grade Name	Firstname	Lastname	Percentile	Performance Category	
NOEL SCHOOL AKOLA	EVS/Science	Sixth	PARTH SANTOSH	KALPANDE	87.14	Merit	■
			PRANAV PURUSHOTTAM	UPADHYE	74.78	Merit	■
			RUSHIKESH DATTARAO	SOLANKE	79.32	Merit	■
			SMITA MILIND	BOLKE	82.72	Merit	■
			SOHAM DEEPAK	GACHAKE	91.68	Distinction	■
			TANVI SUDHAKAR	CHOUDHARI	91.68	Distinction	■
		Seventh	ARNAV ASHISH	JOSHI	97.41	Distinction	■
			DARSHANA PRADIP	NANDAPURE	84.34	Merit	■
			LAKSHYA ASHISH	UPADHYAY	98.52	Distinction	■
			OM MUKUND	SARAF	80.89	Merit	■
			POURVI NITIN	AWARE	94.2	Distinction	■
			SOHAM BHAGWAN	SONUNE	94.2	Distinction	■
			TEJAS SANDIP	DONGRE	76.45	Merit	■
			VAISHALI WASUDEO	LANDE	84.34	Merit	■
		Eighth	ALPANSHA DEVENDRA	TAMBE	81.97	Merit	■
			ANURAG VILAS	JADHAO	70.28	Merit	■
			ASHUTOSH SHARAD	KALPANDE	74.3	Merit	■
			GARGI REWALNATH	JADHAO	90.62	Distinction	■
			HRUTIK MILIND	CHAVAN	93.42	Distinction	■
			ISHWARI RAM	DOBALE	78.08	Merit	■
			KHUSHI SACHIN	SHINDE	70.28	Merit	■
			MAYURESH DEVIDAS	MANKHAIR	70.28	Merit	■
			MD MUJTABA	AEJAZ	88.31	Merit	■
			MUZDALFAJAHAN KHWAJA	AWESUDDIN	81.97	Merit	■
			PARTH MAHESH	NAGPURE	94.88	Distinction	■
			PARTH NISHANT	MANKE	85.38	Merit	■
			PIYUSH SATISH	KORDE	88.31	Merit	■

Performance category
■ Distinction
■ Merit

1. OUTSTANDING PERFORMER REPORT

Example: 71 Percentile Means Student Did Better than 71% Of The Students In The Country

Desired Performance Report - is a list of students whose performance is at or more than 70 percentile, an average desired level of performance. The report has students listed under Distinction and Merit.

Distinction - Students who are in the top 10 percentile. They have understood almost all key concepts at grade level and are capable of applying these concepts to new situations.

Merit - Students who are between 70 to 90 percentile. They have understood key concepts at grade level and with some support will be in a position to apply them.

School Name	Subject	Grade Name	Firstname	Lastname	Percentile	Performance Category	
NOEL SCHOOL AKOLA	EVS/Science	Eighth	PRANAV VINOD	SONAWANE	78.08	Merit	■
			PRASOON JAGDISH	KATHALE	85.38	Merit	■
			RADHIKA SANTOSH	BAKANE	88.31	Merit	■
			REVANSHU SUDHIR	GAWAI	78.08	Merit	■
			RUTUJA MANISH	LAKHADE	88.31	Merit	■
			SHARWARI SACHIN	SAWALE	78.08	Merit	■
			SHIVANI RAMESH	NANNAWARE	88.31	Merit	■
			SINAI SHALMON	KADAM	85.38	Merit	■
			TANISHK DILIP	INGOLE	70.28	Merit	■
TUSHAR SHARAD	THAKARE	81.97	Merit	■			

Performance category

■ Distinction

■ Merit

2. MATHEMATICS DEEP DIVE

Deep Dive Report – A subject wise deep dive report showing detailed subject and topic wise performance of cohorts, is available for academic direction setting to subject heads. Timely intervention through teacher training or supplemental resources will take the school on an upward academic path.

2.1) Areas of Strength - Areas where School students did significantly better than National Level Performance

Note: Concepts highlighted in **GREEN** colour are the ones where school performance is higher than 120% of the national level performance. More the difference between school performance and national level performance, darker the colour and bigger the size of the box.

2.2) Areas of Improvement - Areas where School students performance is lagging the National Level Performance

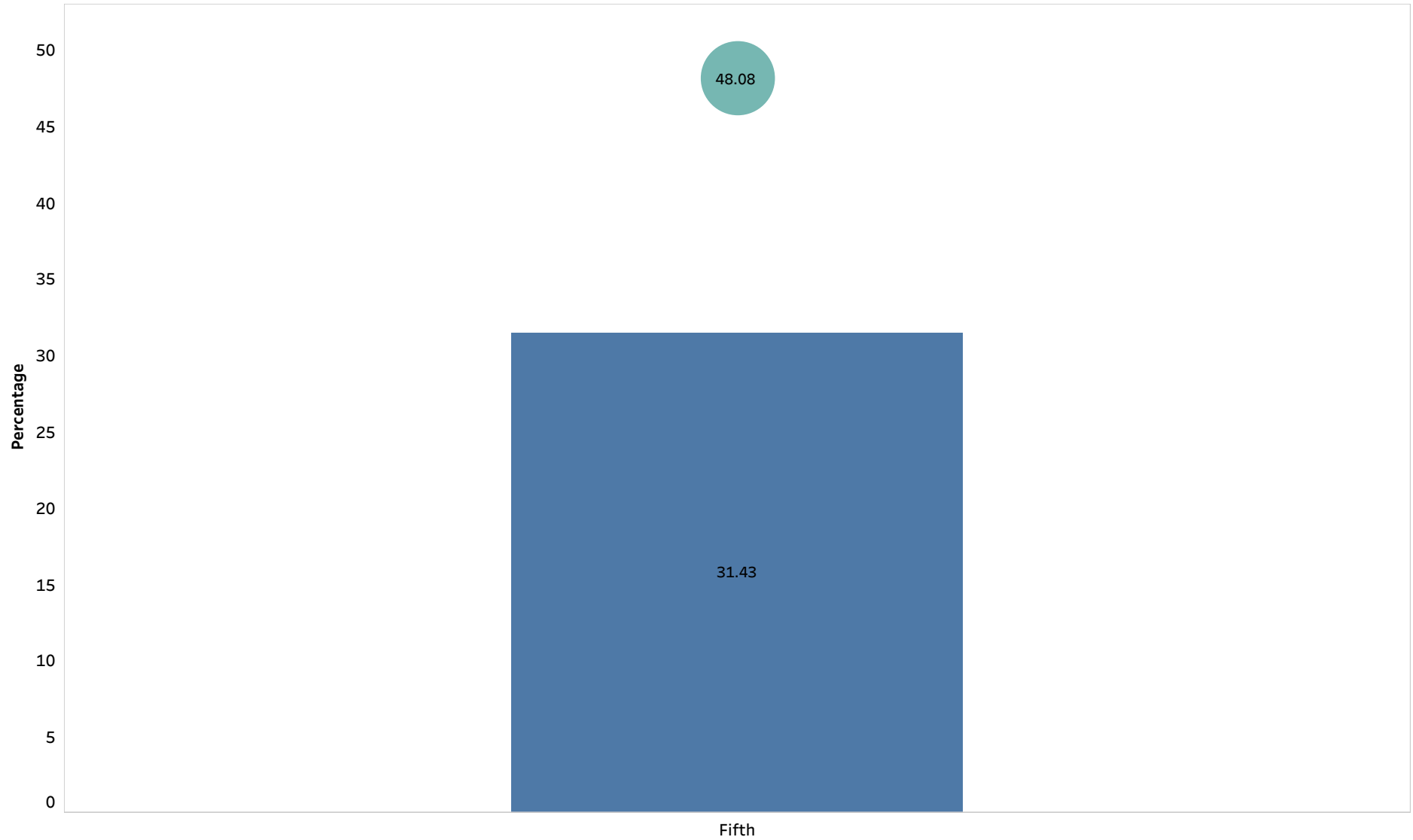
Interpretation of Tables/Pictograph
School:50.00%
National:82.62%
Fifth

Abacus
School:22.22%
National:44.93%
Fifth

Note: Concepts highlighted in **RED** colour are the ones where school performance is less than 80% of the national level performance. More the difference between school performance and national level performance, darker the colour and bigger the size of the box.

2.3) School Performance Vs National Performance

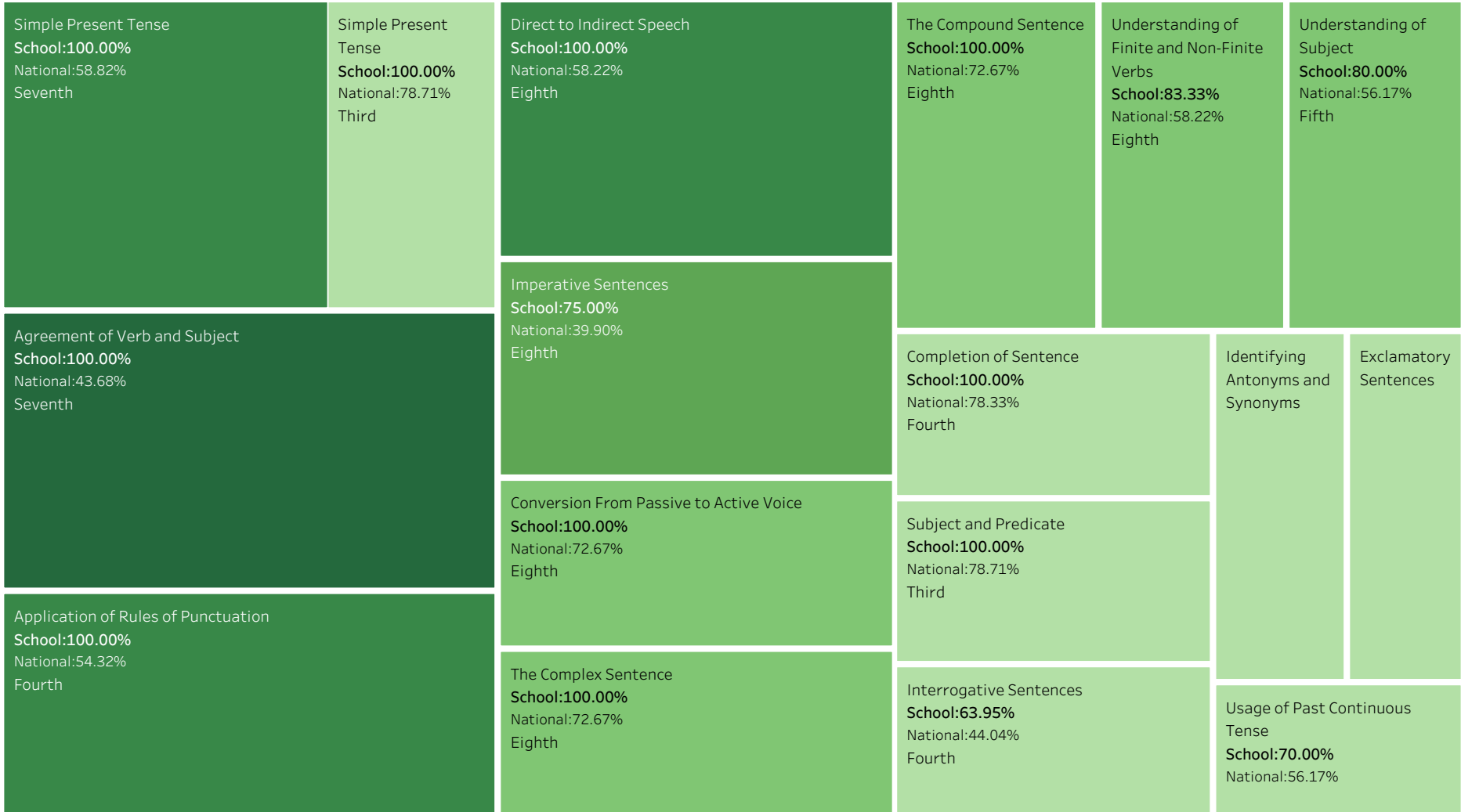
School Vs. National Performance Report – displays school performance across grades and subjects in comparison with the national level performance. It helps in benchmarking students from an early stage, so that right interventions in teacher development and adoption of student centric approaches, can enhance whole school performance.



3. ENGLISH DEEP DIVE

Deep Dive Report – A subject wise deep dive report showing detailed subject and topic wise performance of cohorts, is available for academic direction setting to subject heads. Timely intervention through teacher training or supplemental resources will take the school on an upward academic path.

3.1) Areas of Strength - Areas where School students did significantly better than National Level Performance



Note: Concepts highlighted in **GREEN** colour are the ones where school performance is higher than 120% of the national level performance. More the difference between school performance and national level performance, darker the colour and bigger the size of the box.

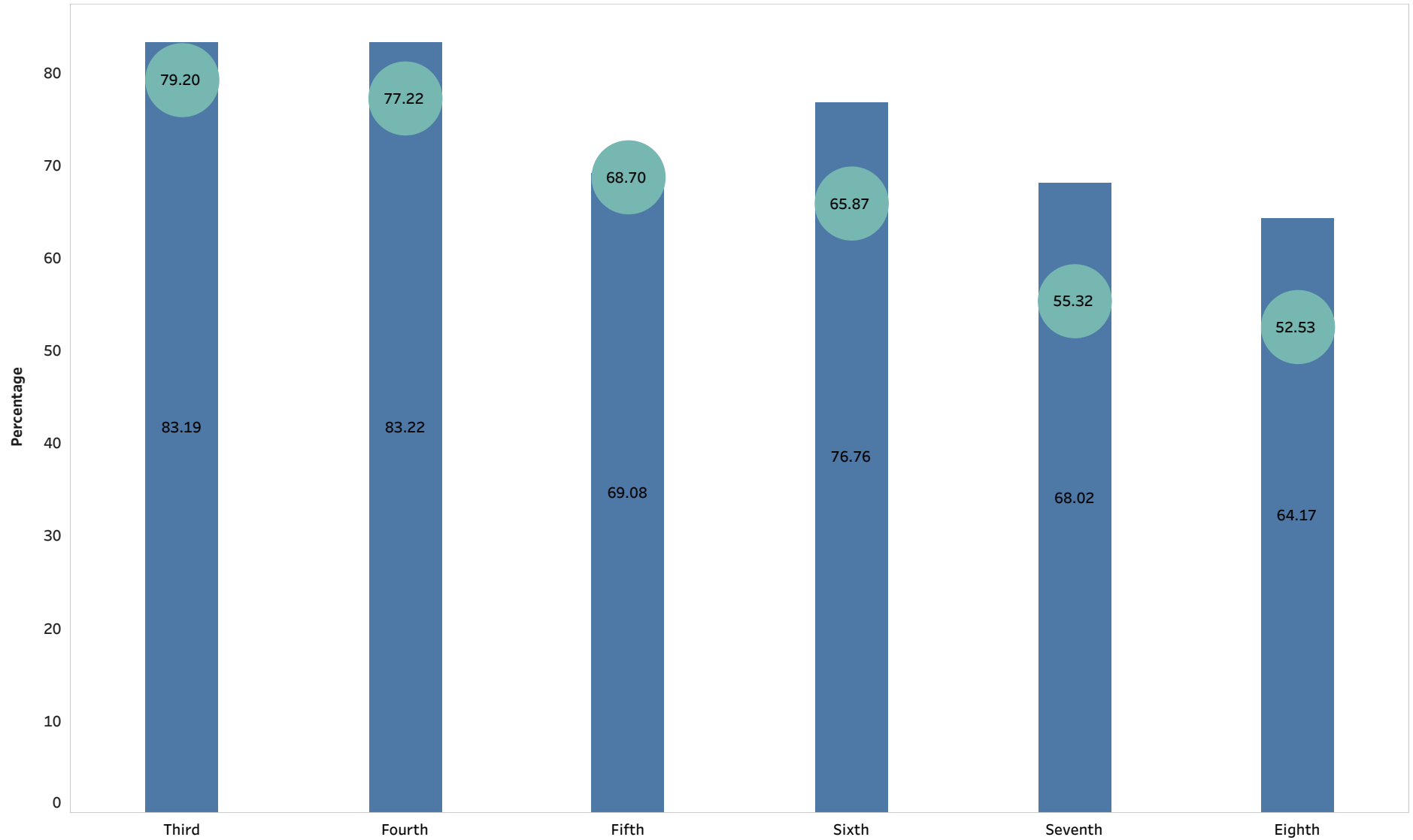
3.2) Areas of Improvement - Areas where School students performance is lagging the National Level Performance

<p>Fill Using Correct Punctuation Mark School:0.00% National:58.33% Third</p>	<p>Application of Relative Pronouns School:46.15% National:72.67% Seventh</p>	<p>Understanding of Coordinate Clause School:50.00% National:72.67% Eighth</p>	<p>Possessive Nouns School:0.00% National:17.86% Fourth</p>
<p>Understanding of Subject School:16.67% National:59.98% Fourth</p>	<p>Conversion From Active to Passive Voice School:0.00% National:17.86% Eighth</p>	<p>Assertive / Declarative Sentences School:25.00% National:39.90% Eighth</p>	
	<p>Understanding the Concept of Punctuation School:50.00% National:66.26% Seventh</p>		

Note: Concepts highlighted in **RED** colour are the ones where school performance is less than 80% of the national level performance. More the difference between school performance and national level performance, darker the colour and bigger the size of the box.

3.3) School Performance Vs National Performance

School Vs. National Performance Report – displays school performance across grades and subjects in comparison with the national level performance. It helps in benchmarking students from an early stage, so that right interventions in teacher development and adoption of student centric approaches, can enhance whole school performance.



4. SCIENCE/EVS DEEP DIVE

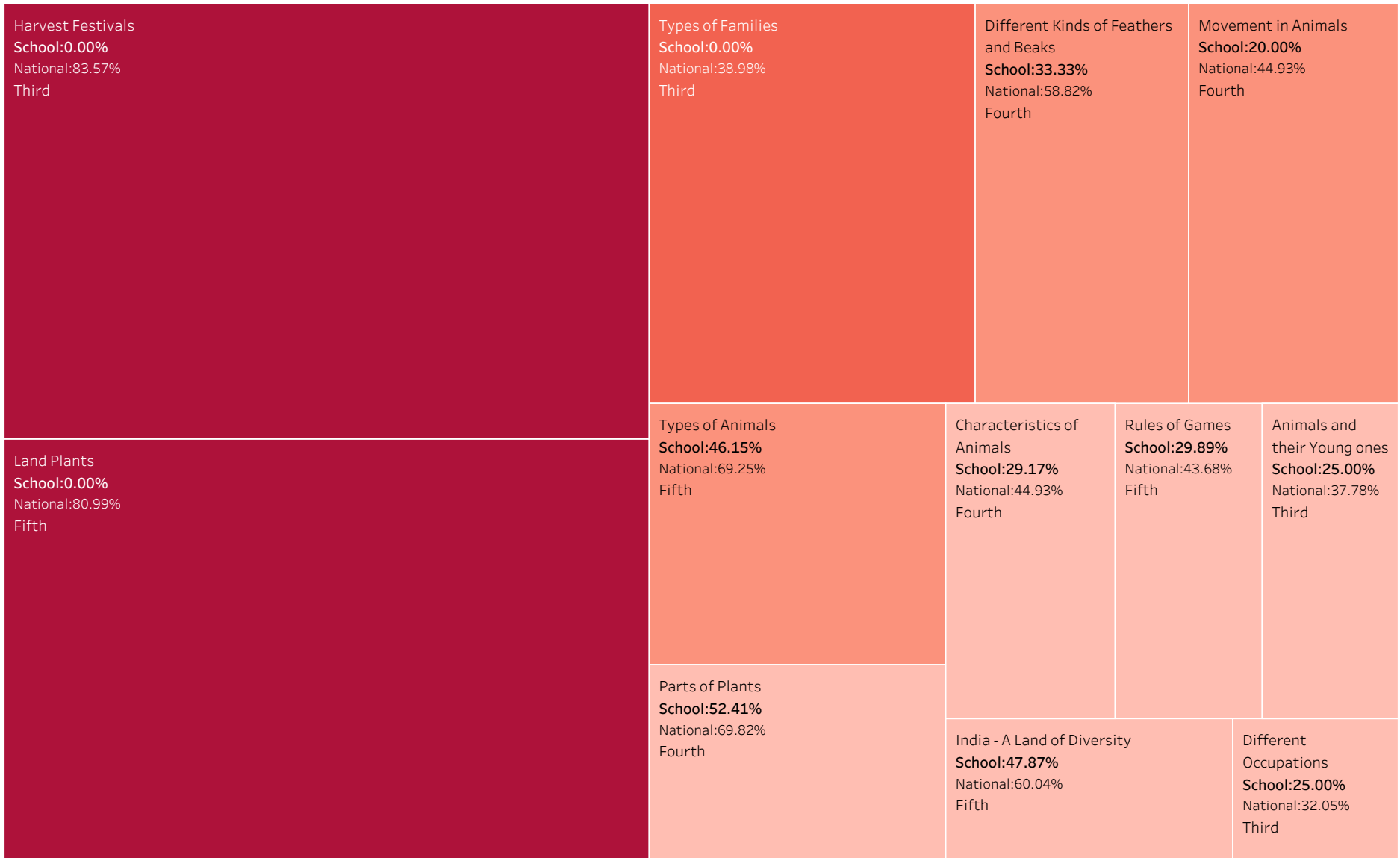
Deep Dive Report – A subject wise deep dive report showing detailed subject and topic wise performance of cohorts, is available for academic direction setting to subject heads. Timely intervention through teacher training or supplemental resources will take the school on an upward academic path.

4.1) Areas of Strength - Areas where School students did significantly better than National Level Performance

Sense Organs and Care of Body School:100.00% National:44.93% Third	Communication School:100.00% National:48.94% Third	Water: Sources of Water School:100.00% National:58.69% Third	Prevention and Use of First Aid School:66.67% National:32.38% Fourth
Sketch School:100.00% National:47.29% Fourth	Food Chain and Eating Habits in Animals School:87.50% National:40.58% Seventh	Relationship with Family Members School:100.00% National:78.33% Fifth	Animals live in Different Places School:60.49% National:44.93% Fourth

Note: Concepts highlighted in **GREEN** colour are the ones where school performance is higher than 120% of the national level performance. More the difference between school performance and national level performance, darker the colour and bigger the size of the box.

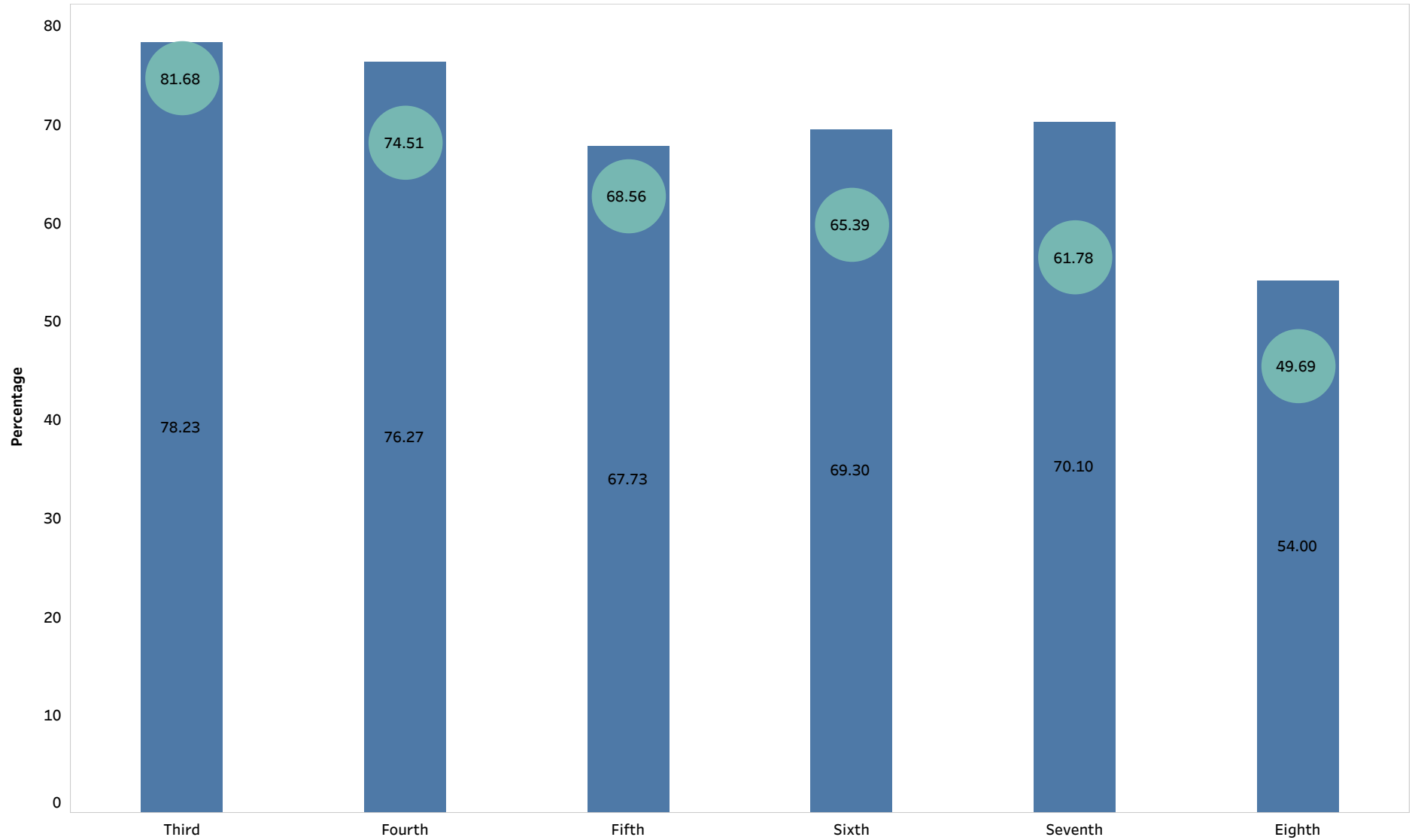
4.2) Areas of Improvement - Areas where School students performance is lagging the National Level Performance



Note: Concepts highlighted in **RED** colour are the ones where school performance is less than 80% of the national level performance. More the difference between school performance and national level performance, darker the colour and bigger the size of the box.

4.3) School Performance Vs National Performance

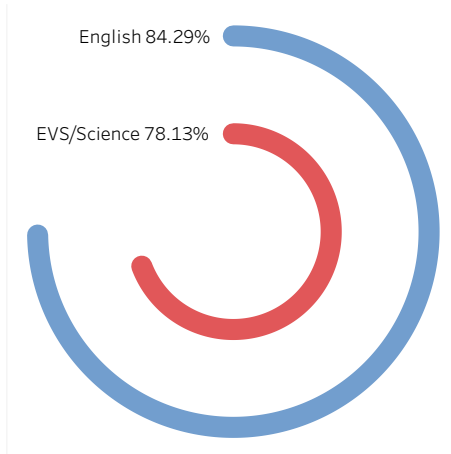
School Vs. National Performance Report – displays school performance across grades and subjects in comparison with the national level performance. It helps in benchmarking students from an early stage, so that right interventions in teacher development and adoption of student centric approaches, can enhance whole school performance.



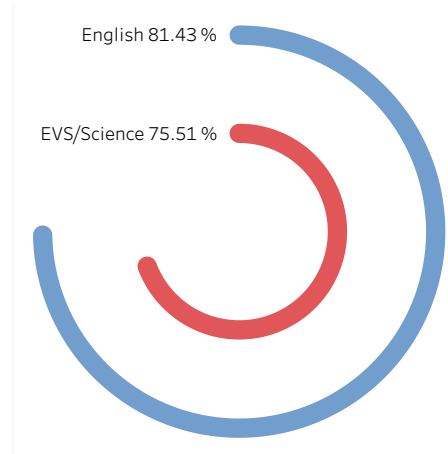
5. PERCENTAGE OF STUDENTS AT DESIRED LEVEL OF COMPETENCY

Desired Competency Level report – Indicates grade wise performance of students across various subjects, capturing relative performance. It enables the management to identify strength of teaching across subjects, and areas where improvement is required in curriculum and pedagogy. A parallel report indicates percentile of students below desired competency levels who need continuous and personalized support to bridge any learning gaps they might have developed over previous academic years.

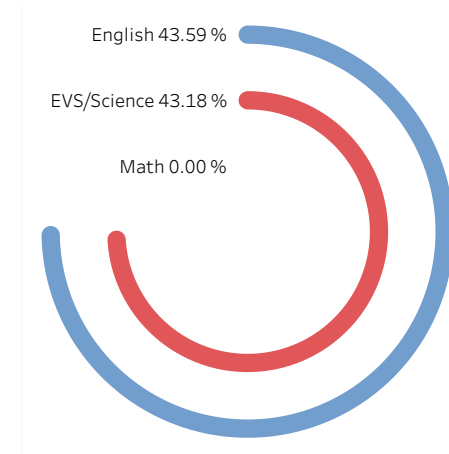
Grade - 3rd



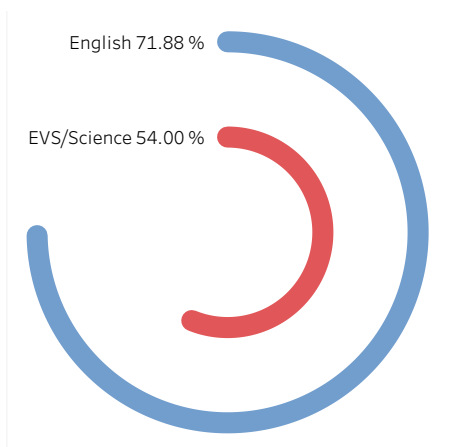
Grade - 4th



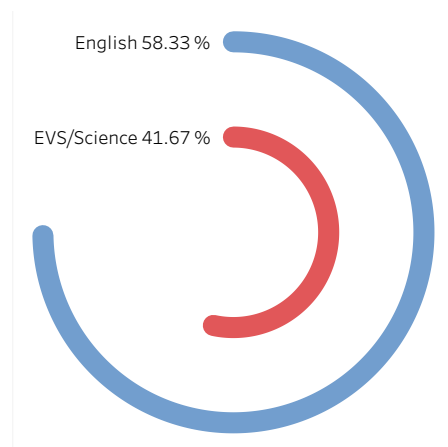
Grade - 5th



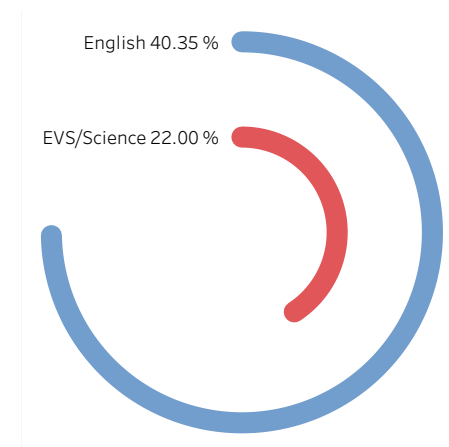
Grade - 6th



Grade - 7th



Grade - 8th



6. PERCENTAGE OF STUDENTS BELOW DESIRED LEVEL OF COMPETENCY



7. RECOMMENDED NEXT STEPS

Recommended Next Steps – An assessment is truly useful when it is *for learning*. *My Midas* reports should form the basis for a learning journey, through continuous assessment and personalized remediation. My Midas can be followed by *My Midas Plus* which is an AI based remedial solution. It offers continuous assessment, detailed performance reports, individualized concept mastery modules, personalized worksheets and a virtual tutor to help students fill identified learning gaps.

At the click of button, teachers can assign individualized learning modules to students. Please reach out to in.mymidasplus@macmillaneducation.com to activate the My Midas Plus Programme (personalized remedial modules) for students.

